




**Fitting Instructions for OCG0007 OIL-COOLER Guard
DUCATI HYPERMOTARD 1100 EVO & EVO SP 2010-**



PICTURE 1



PICTURE 2

In This Kit There Should Be
1x Oil-cooler Guard (OCG0007).
1x 100mm Length of self adhesive Foam.
2x 4mm Cable ties x 220mm long.

- To fit the radiator guard to the bike cut the foam strip provided into 10mm wide pieces and stick them to the back of the oil-cooler guard frame, so that they sit between the radiator guard and the radiator.
- Remove the two bottom oil-cooler mounting bolts in position arrowed in picture 1.
- Fit the radiator guard and secure to bottom mounting brackets using original bolts as shown in picture 1.
- Secure the top of the oil-cooler guard using the cable ties supplied as shown in picture 2.



Instructions de montage

**OCG0007 Grille de protection refroidisseur d'huile
DUCATI HYPERMOTARD 1100 EVO & EVO SP 2010**




Image 1



Le kit doit contenir :

- 1x Grille de protection refroidisseur d'huile (OCG0007).
- 1x 100mm Longueur de mousse auto-adhésives.
- 2x 4mm Attaches de câble x 220mm de long.

- Pour installer la grille de protection refroidisseur d'huile sur la moto, couper la mousse en bandeaux et collez-les au bas du support de refroidisseur d'huile, de sorte à ce que ceux-ci aillent de loger entre la grille de protection refroidisseur d'huile et le refroidisseur d'huile.



- Enlever les 2 boulons les plus hauts et celui du bas (photo 1).
- Installer la grille de protection refroidisseur d'huile (photo 1) et fixer à l'aide du boulon du bas, d'origine.
- Fixer le haut de la protection refroidisseur d'huile à l'aide des attaches de câble fournis (photo 2).

CONSUMER NOTICE

The catalogue description and any exhibition of samples are only broad indications of the Products and R&G may make design changes which do not diminish their performance or visual appeal and supplying them in such state shall conform to the order. The Buyer acknowledges no representation or warranty (other than as to title) has been given or will apply to the Products other than those in R&G's order or confirmation and the Buyer confirms it has chosen the Products as being of merchantable quality and suitable for its particular purposes. Where R&G fits the Products or undertakes other services it shall exercise reasonable skill and care and rectify any fault free of charge unless the workmanship has been disturbed. The Buyer is responsible for ensuring that the warranty on the motorcycle is not affected by the fitting of the Products. On return of any defective Products R&G shall at its option either supply a replacement or refund the purchase money but shall not be liable if the Products have been modified or used or maintained otherwise than in accordance with R&G's or manufacturer's instructions and good engineering practice or if the defect arises from accident or neglect. Other than identified above and subject to R&G not limiting its liability for causing death and personal injury, it shall not be liable for indirect or consequential loss and otherwise its liability shall be limited to the amounts paid by the Buyer for the Products or the fitting or service concerned. These terms do not affect the Buyer's statutory rights.

R&G RACING RETURNS POLICY (NON-FAULTY GOODS)

Returns must be pre-authorized (if not pre-authorized the return will be rejected). Goods may only be returned direct to us if they were purchased direct from us (customer must prove if necessary). Otherwise to be returned to original vendor. Goods must be in re-sellable condition, in the opinion of R&G Racing. All returns are subject to a 25% restocking and handling fee (25% of the gross value exc. P&P – at the prevailing price at time of purchase). The customer must pay any and all carriage charges. No returns of discontinued products, unless within 14 days of purchase. This policy does not affect your statutory rights and does not refer to faulty goods.

R&G Racing

Unit 1, Shelley's Lane, East Worldham, Alton, Hampshire, GU34 3AQ

Tel: +44 (0)1420 89007 Fax: +44 (0)1420 87301 www.rg-racing.com Email: info@rg-racing.com



**Montageanleitung für den OCG0007 ÖLKÜHLERSCHUTZ
DUCATI HYPERMOTARD 1100 EVO & EVO SP 2010-**




ABBILDUNG 1



ABBILDUNG 2

Dieser Kit enthält:
1x Ölkühlerschutz (OCG0007).
1x 100mm selbstklebender Schaumstoffstreifen
2x 4mm Kabelbinder (220mm Länge).

- Um den Ölkühlerschutz am Motorrad zu montieren, schneiden Sie zuerst die mitgelieferten Schaumstoffstreifen in 10 mm breiten Streifen und kleben Sie diese auf der Rückseite des Ölkühlerschutzes, so dass sie zwischen dem Ölkühlerschutz und dem Ölkühler angebracht sind.
- Entfernen Sie die zwei unteren Montageschrauben, die in Abbildung 1 markiert sind.
- Montieren Sie den Ölkühlerschutz, den Sie mit den Originalschrauben an den unteren Montagehalterungen befestigen – siehe Abbildung 1.
- Verwenden Sie die mitgelieferten Kabelbinder, um den Ölkühlerschutz oben zu befestigen – siehe Abbildung 2.